



THE UNIVERSITY
OF QUEENSLAND
AUSTRALIA

CREATE CHANGE

Welcome to UQ

Getting Started – Your First Few Weeks

Acknowledgment of **Country**

The University of Queensland (UQ) acknowledges the Traditional Owners and their custodianship of the lands on which we meet.

We pay our respects to their Ancestors and their descendants, who continue cultural and spiritual connections to Country.

We recognise their valuable contributions to Australian and global society.



COVID-19 advice

Our COVID-19 safe QLD community

<https://about.uq.edu.au/coronavirus>

The Australian Government website has information on keeping safe from Covid

<https://www.australia.gov.au/>



**PROTECT YOURSELF
AND THOSE AROUND YOU**

-  Stay home if you're unwell
-  Wash your hands regularly
-  Cover your coughs and sneezes
-  Keep 1.5 metres away from someone who is sick
-  Avoid touching your face

For more information
www.health.qld.gov.au/coronavirus

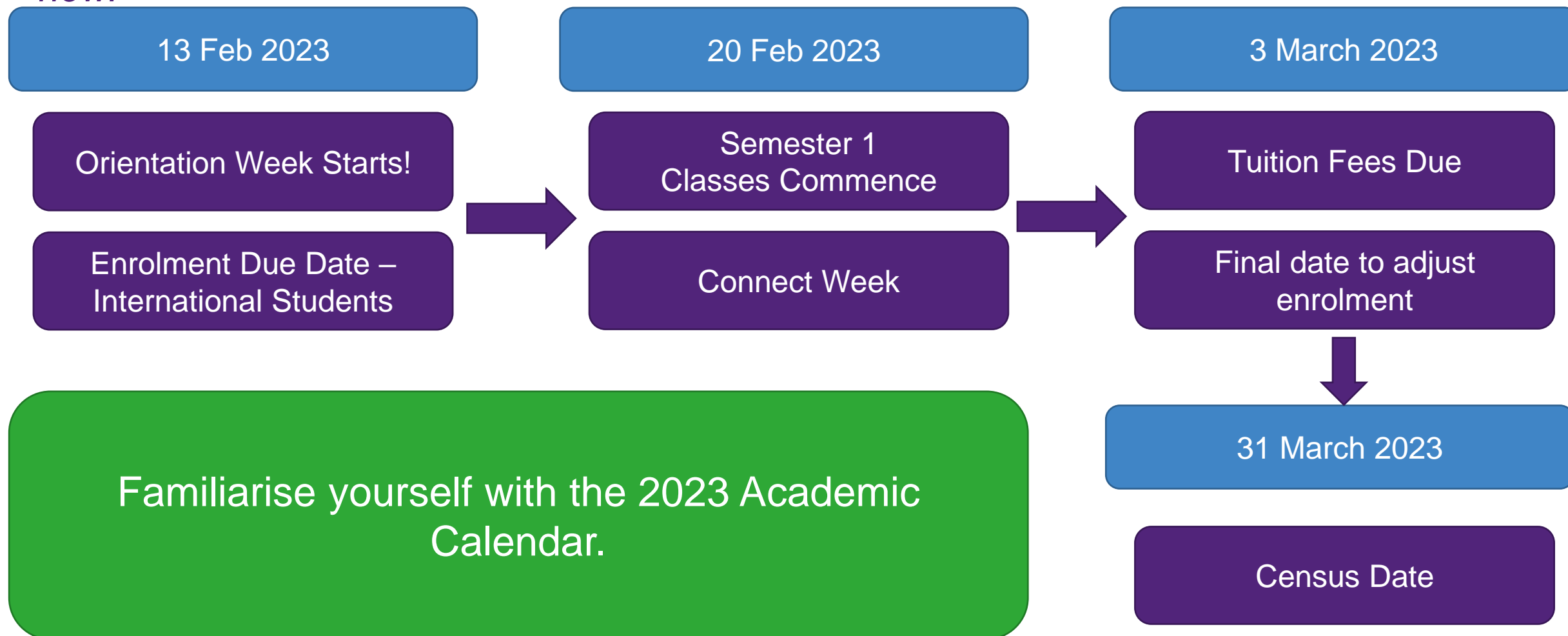




Content of this session:

- Important Dates & Student Information
- Understanding your support networks
- Important Workshops
- Life at UQ
- Campus Facilities
- Understanding Online Platforms at UQ

Important Dates... *also, remember to enrol in your courses – you can do this now!*



Important - Have you set up your email?

Every UQ student is provided with an email address.

You should check your student email on a daily basis – it's the **main method of communication at UQ**. You can even set it up on your mobile for easy access.

Go to [Starting at UQ](#) to find out how to activate your student email account.

Your UQ email address is `firstname.lastnamexx@uq.net.au` (*where xx may be a number*).


More information about accessing your student email can be found on our website:

<https://my.uq.edu.au/information-and-services/information-technology/email/accessing-your-student-email>



Enrolment/Timetabling

Preparing to start at UQ (Information Sessions)

 / Information and services / Student support / International and interstate students

For more information about enrolling and timetabling, be sure to register for the Information Session:

A Student's guide to Enrolling and Timetabling: <https://my.uq.edu.au/preparing-for-uq>

- ☐ Standard full-time study load is 8 units (generally 4 courses) per semester
- ☐ International students with a student visa have to complete their program by the end date on their Confirmation of Enrolment (CoE). If you want to reduce the amount of courses you undertake this Semester, we advise you to speak with Student Services and your Faculty.

Student I.D Card

Where to go:

St Lucia: Student Central (Building 42), Monday to Friday, 8am to 5pm.

Gatton: Student Centre, N.W. Briton Admin Annexe (8101A), Monday to Friday, 8.30am to 4.30pm.

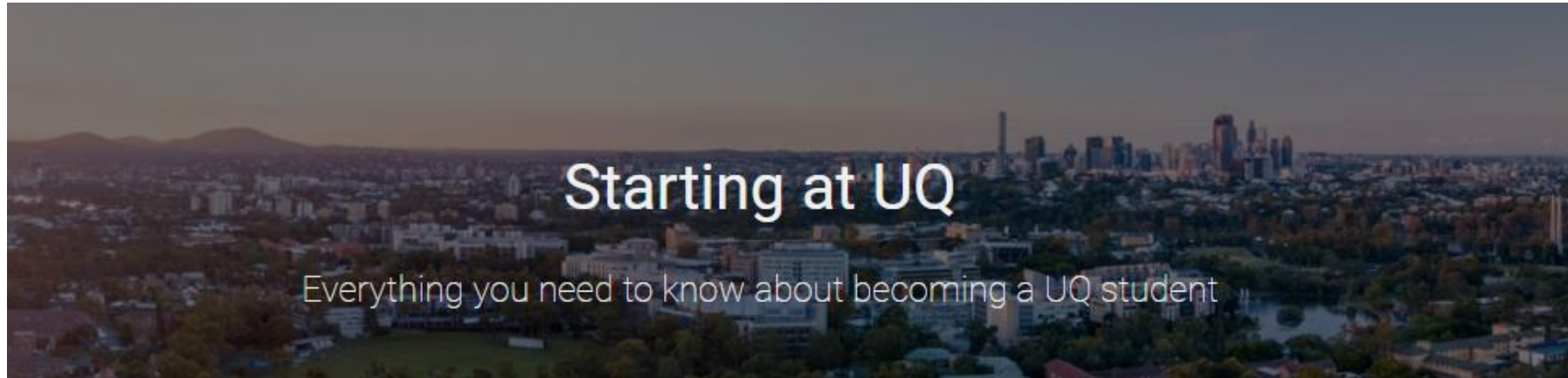
Herston: Student Hub, Level 5, Oral Health Centre (883), Monday to Friday, 8.30am to 4.30pm.

Important:

- Bring photo ID (e.g. passport) and your Letter of Offer when collecting your card.



Key Terminology



- ❑ **Program** - an approved combination of courses to obtain a degree (e.g. Bachelor of Engineering, Master of Nursing)
- ❑ **Course** - also known as 'subject' ; unit of study within a program (e.g. CHEM1010, ENGG2010)
- ❑ **Course Profile** - document that contains important information about a course (e.g. learning activities, assessment, requirements, policies)
- ❑ **Contact Hours** - number of hours per week for face-to-face learning (lectures, tutorials, workshops, etc.)
- ❑ **Course Coordinator** - they are responsible for designing, planning and teaching a course.
- ❑ **Faculty** - Manage programs and program rules. If you have any questions about your study plan and course selection, please contact your Faculty.
- ❑ **Student Number: 41234567 ; Username: s4123456**



THE UNIVERSITY
OF QUEENSLAND
AUSTRALIA

CREATE CHANGE

Supporting Your UQ Experience

Support available to YOU through Student Services

- Counselling
- Wellbeing
- Study Skills

Contact us

We're here to help from Monday to Friday.

✉ student.services@uq.edu.au

☎ 07 3365 1704

8.30am–5pm

📞 Call Back

Request our team to get in touch with you

Request a call back



***Free and confidential** services for
all UQ students

Student Central: Building 42

[http:// my.uq.edu.au/contact/student-
central](http://my.uq.edu.au/contact/student-central)

Tools and Support



The Student Advice Team work with you to ensure inclusive and accessible learning is available and in place. Some of the tools and support provided include:

- Student Access Plans (SAP)
- Exam Adjustments
- Support for students with caring responsibilities
- Working with the Library to arrange use of assistive technology
- Recommending and arranging Peer Note-taking or Participant Assistants
- Supporting with alternative print services

Advisers work closely with Course Coordinators, Library staff, Faculty staff, Examinations and external providers to establish support throughout the semester.

Helping to make your study accessible

Student Access Plans (SAPs)

- are a communication tool which helps communicate the functional impacts of disabilities and requirements for accessible learning to Course Coordinators.

Financial hardship support and laptop equity scheme

- If you're experiencing urgent and unexpected financial problems that are affecting your studies, you may be eligible for an emergency hardship grant.
- If you do not have a computer or laptop you can use for studying, you may be able to loan one from the University or seek financial assistance to purchase one.

Exam adjustments

- You can apply for alternative exam arrangements if circumstances prevent you from taking your exam at the allocated time or you need certain adjustment made to be able to sit your exam.



Student Central

Can also help with:

- Enrolment
- Fees and payments
- University forms
- Academic transcripts and records
- Document certification
- Allianz Helpdesk
- Letters from the University
- Graduation



Call 3365 2600 Monday to Friday 8:30am to 5pm

International Student Welcome Bags

Who

- Commencing / new to Brisbane international students

When

- Collect between **6th February - 3rd March**

Where

- Collect from Student Central

How

- Bring your UQ student ID card or tell us your UQ student number

Contents include

- GoCard
- Water bottle
- Pen
- Notebook
- Hand sanitiser
- Face mask
- Purple UQ bag

Only while stock lasts



THE UNIVERSITY
OF QUEENSLAND
AUSTRALIA

CREATE CHANGE

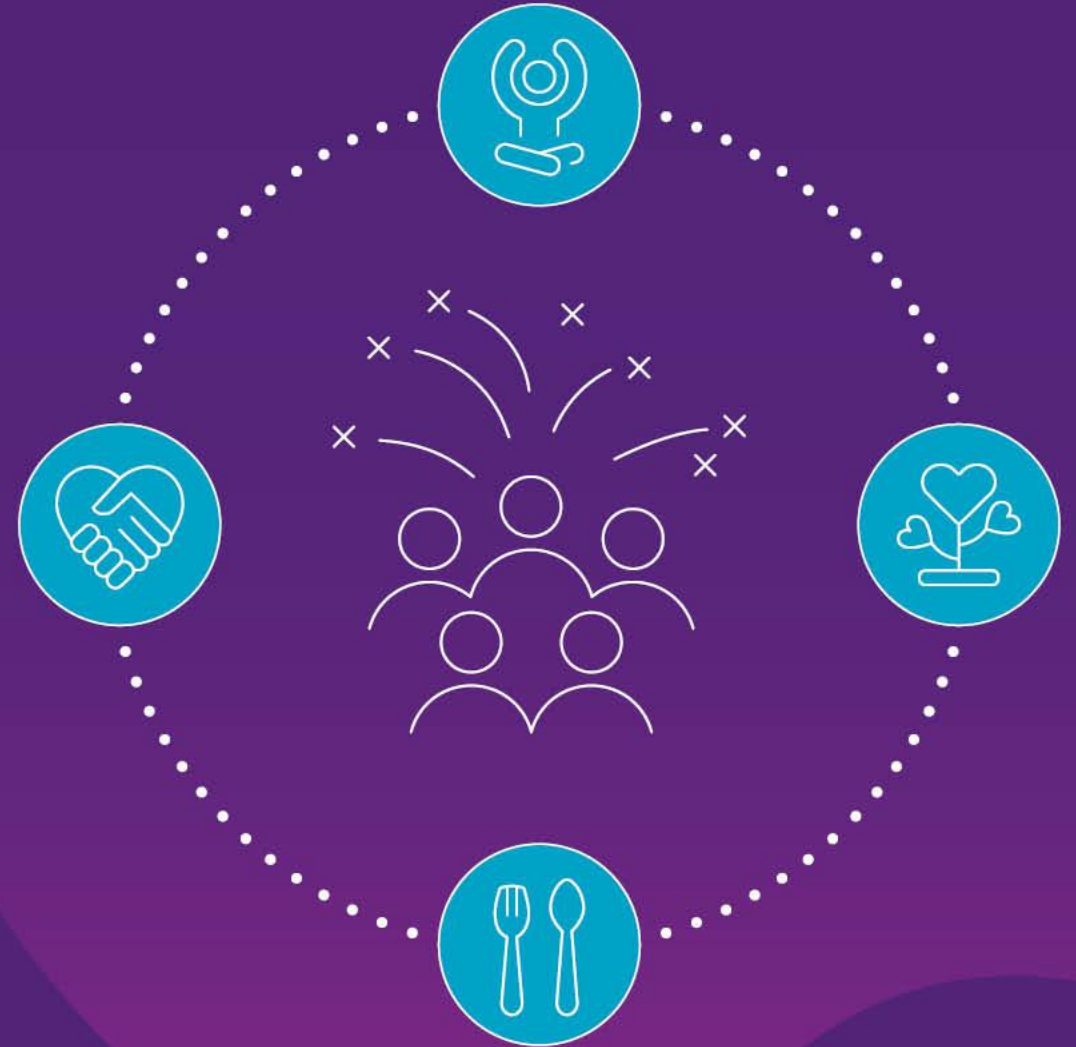
UQ Wellbeing

health. culture. connections

Promoting the health and wellbeing of students from culturally and linguistically diverse backgrounds in four key areas:

- Mental health
- Healthy relationships and reproductive health
- Nutrition and physical health
- Community and cultural connections

life.uq.edu.au/uqwellbeing



Look out for activities across the semester, including art workshops, cooking demonstrations and wellbeing walks!


Student Relations Network

UQ students calling to welcome new students!

We understand how challenging the first couple of weeks can be in starting at a new place, so we use this time to call students to check in and see how they are going, no matter where they are around the world.

The SRN Network can help students with

- Enrolment and sign-on (SI-net)
- Student Services (learning support; counselling and wellbeing)
- Making friends; joining clubs and societies; mentoring
- Key contacts in Faculty/School and the UQ Community



Library Support

- The library is open online and on campus
- Access to 24/7 study spaces (UQ ID card required)
- Chat with the team between 8am and 8pm Monday to Friday and between 12pm and 5pm on Saturday & Sunday
- Access to electronic collections and online services and training through our Library Search function
- Discipline specific librarian
- [Step by step guides](#) on how to navigate Learn.UQ (Blackboard) including:
 - Lecture recordings
 - Zoom sessions
 - Submitting assignments

[Contact AskUs](#) 24/7 for all IT or Library questions & concerns



English for Academic Communication (EAC)

Free support courses for UQ students who speak English as an additional language.

Available twice per semester:

- **EAC 1:** Week 2 to Week 4
- **EAC 2:** Week 6 to Week 8

Note: EAC 1 & 2 are a repeat of the same course

Choose up to two modules in each EAC course.

- Grammar refresher for academic writing
- Research Essays
- Case studies
- Annotated bibliographies
- Literature reviews
- Report writing
- Critical thinking
- Reflective writing
- Effective presentation skills

Register now
as spaces
are limited



Employability

Students can access a wide range of enrichment activities during their time at UQ including:

- Research opportunities
- Student-Staff Partnerships
- Entrepreneurial activities
- Volunteering and Leadership
- Internships and work experience
- Mentoring (peer and career)
- Exchange & Short-Term experiences
- Professional networking
- Faculty Employability Teams



At UQ we strive to ensure our campuses are a **safe and respectful** environment for all of our students. **Respect** is about treating all others with dignity and care.



A poster for the University of Queensland Ally Network. It features a large rainbow triangle graphic on the left. In the center, there is a circular logo with a rainbow triangle and the word "ALLY" below it. The text "THE UNIVERSITY OF QUEENSLAND ALLY NETWORK" is prominently displayed. Below this, it states "Supporting staff and students who are Lesbian, Gay, Bisexual, Transgender and Intersex (LGBTI)." The bottom section contains information about the network's purpose, contact details, and a link to the website.

THE UNIVERSITY OF QUEENSLAND
ALLY NETWORK

Supporting staff and students who are Lesbian, Gay, Bisexual, Transgender and Intersex (LGBTI).

UQ Allies provide a safe, welcoming and inclusive space for sexuality, gender and bodily diverse staff and students across the University.

This award winning program supports the University's commitment to making UQ a place where all people can work and study in a safe, positive and inclusive environment that is free from harassment, discrimination or bullying.

To find a UQ Ally, or find out more about the Network, please contact the Equity and Diversity section, Human Resources Division.

www.uq.edu.au/equity

There is a Gender and Sexuality Counsellor to support students through Student Help on Campus (SHOC). For information and to book appointments go to:

www.uq.edu.au/gender-and-sexuality

For staff support please contact the Employee Assist Program

1300 360 364

**EQUITY AND DIVERSITY
- MAKE A DIFFERENCE!**

The Ally Program is a joint initiative of The University of Queensland and UQ Staff




A poster with a dark blue background. On the right, there is a white speech bubble with the text "stand up and intervene" written in a handwritten style. To the left of the speech bubble, the text "TIME TO..." is written in large, white, sans-serif capital letters. Below this, there is a list of actions: "Stop victim blaming.", "Listen without judgement.", "End our acceptance of sexual violence.", and "Stop making excuses for harmful behaviour." Below the list, the hashtag "#YouCanMakeADifference" is displayed. At the bottom, there is a call to action: "Tell us how you've made a difference" followed by the website "respect.uq.edu.au". The University of Queensland logo is in the bottom right corner.

TIME TO...

stand up
and
intervene

Stop victim blaming.
Listen without judgement.
End our acceptance of sexual violence.
Stop making excuses for harmful behaviour.

#YouCanMakeADifference

Tell us how you've made a difference
respect.uq.edu.au

UQ Sexual Misconduct Support Unit (SMSU)

- A safe and supportive place for the UQ community to receive support and assistance for experiences of sexual misconduct.
- Provide assistance to survivors of sexual misconduct and their supporters.
- Counselling and appropriate academic and social adjustments.

The **First Responder Network** provides an initial safe environment for survivors to seek advice and receive information - respect.uq.edu.au

How can I contact the SMS Unit?

You can contact the SMS Unit by:

- [booking an appointment online](#) on StudentHub
- calling our support line +61 7 3443 1000
The line is open Monday to Friday, 8am to 5pm
- emailing sexualmisconductsupport@uq.edu.au
- [submitting a confidential report online](#)

Grievance Resolution



UQ Union

Student Advocacy and Support

- **Education and Equity**

- University appeals
- Re-marks/assessment issues
- Student integrity and misconduct

- **Job Preparation**

Help with developing skills to find part-time work while studying

- **Legal**

- Consumer complaints
- Criminal & civil disputes
- General legal advice

- **Welfare**

- Centrelink information
- Campus Kitchen

- **Migration**

- UQ enrolment related visa issues
- Practical visa advice
- Student visa extensions





St Lucia Clinic, Building 32 (Gordon Greenwood)

- General medical consults (medicals, check-ups, injury treatment)
- Men's and women's health
- Mental health
- Sexual health (e.g. sexual health checks, contraception)
- Immunization and travel medicine
- Medical certificates for University purposes



*Appointments are bulk-billed for **Medicare** card holders or international students with **Allianz OSHC**.

Important Workshops

Compulsory information sessions

Getting Started

- Meet an International Student Advisor
- Find out how to get your ID card
- Learn more information on university facilities, student discounts on public transportation

Safety in Australia

- Personal safety in Australia
- Surviving Australian beaches
- Animals to be aware of

Program Welcome and Information

- Attend your specific program's welcome and information session during Orientation Week (O-Week)
- Receive a detailed overview of your program
- Hear from teaching staff and current students
- Login to 'Starting at UQ' for your programs session details

<http://orientation.uq.edu.au/event-search>

Semester Workshops



Semester Workshops

Student Services
workshops offered
throughout the semester

- Assignment and study skills
- Working while on a Student Visa
- Living on a Student Budget
- Referencing Well and Avoiding Plagiarism
- Managing your time and study at university
- Exam preparation
- Health & Wellbeing
- Careers and Employability
- uq.edu.au/student-services/upcoming-workshops

...and so much more!

YOUR Life at UQ

Smoke-free UQ
1 JULY 2018

On Campus Essentials

A city within a city.



Food and coffee

Whether you're chasing a caffeine fix or looking for somewhere to unwind, our campuses are home to many quality cafes, restaurants and eateries



Banks and post offices

We have a range of ATMs on site, and St Lucia has a Commonwealth bank branch on campus. Postal services are also available for mailing, money exchange and passport



Child care

Independently operated child care, kindergarten and after-school-care services are available on or near all UQ campuses. Off-campus care services are also available.



Shopping

Specialty stores, hairdressers, travel agents and more – you can find it at our campuses. We even host Market Days showcasing local handicrafts and fashion!

UQLife – Connect & Make Friends!

Your **#UQLife** is more than just study. It includes a range of events, experiences and programs to keep you engaged, motivated and connected.

- ☐ Follow the UQLife webpage <https://life.uq.edu.au/> to keep up to date on all of the live streamed/recorded fun & interactive online and on campus activities and information
- ☐ Join **UQLIFE** on Instagram: @uqlife and Facebook: @uqlife to keep up to date with what's happening – as and when it happens, no matter where students are in the world!
- ☐ Join a **UQU** [club or society](#) based on your social or academic interests – over 220 to choose from!
- ☐ Check out **Get Involved at UQ** in the UQ community you will **connect** with others, **develop** your employability skills, create an impact and celebrate your achievements. **Register:** [Get Involved at UQ - UQ Life - University of Queensland](#)

- ☐ Join **Study Bubbles** to connect with UQ students in your city via [Study Bubbles - UQ Life - University of Queensland](#)
- ☐ Check out **UQ Mentoring** to find peer, social, industry mentoring programs my.uq.edu.au/mentoring
- ☐ **UQ Sports & Fitness** to all levels and abilities – from social, clubs and steams to elite athletes.





THE UNIVERSITY
OF QUEENSLAND
AUSTRALIA

CREATE CHANGE

Facilities

Library and Student Spaces

- **24/7 Study Spaces**
- **UQ ID card** access after hours
- Check library hours (service and collections) :

<https://web.library.uq.edu.au/locations-hours/247-study-spaces>



Level 2, Union Complex

- All Abilities Room
- Women's Room
- Carden Room (run by the Queer Collective)

Building 38

- Multi-faith Chaplaincy



UQ Maps 4+
The University of Queensland
Designed for iPad
#18 in Education
Free

Getting Around Campus

Getting Around Campus

UQ Maps helps get you where you need to go, with outdoor and indoor maps and navigation across UQ campuses.

- Turn-by-turn wayfinding allows you to navigate directly to your next class, meeting, meal or study spot.
- Find food & beverage, retail, microwaves, toilets and showers
- Easily locate a parking space or open-access computers with live availability insights
- Decide where to study using live library occupancy information
- Travel safely at night with the well-lit paths view

Safety on Campus

At UQ we have a range of free services to help you feel safe and secure at all times.

Safety Bus



**Emergency
Number
3365 3333**

**Off Campus
000**



UniSafe Escort

[SafeZone app - Campuses - University of Queensland \(uq.edu.au\)](https://uq.edu.au/safezone)



TIP: Download the free UQ SafeZone app to connect directly with UQ Security officers or emergency services.

Getting to Campus

Cycling and walking



Park your bike securely at UQ St Lucia Bikebox facilities or bike racks.

Plan your route:
www.pf.uq.edu.au/cycling

NOTE: In Australia it's the law that all cyclists must wear helmets.



Walk to UQ St Lucia from local suburbs or via the Eleanor Schonell Bridge.

Driving



If you plan on driving once you get here, you must apply for a Queensland driver's licence. Visit a Transport and Main Roads customer service centre in person with your valid overseas driver's licence to apply.

www.tmr.qld.gov.au

TIP: In Australia, we drive on the left-hand side of the road.

Public Transport

2 bus stops: UQ Lakes & Chancellor's Place

Nearest train stations: Toowong, Dutton Park & Park Road

Ferry stop: St Lucia



- 10+ direct bus routes
- One arrives every two minutes at the UQ Lakes bus stop



- 5+ train stations within 4km



- 15 minutes between each CityCat ferry

[Live feed of St Lucia parking space availability - Campuses - University of Queensland \(uq.edu.au\)](http://uq.edu.au)

Concession GO Card



- 50% concession fare
- Must be enrolled full-time
- Must have Brisbane address on mySI-net
- Register online: www.translink.com.au

*Carry your student ID when travelling on concession

Unite against COVID-19

LEAVE A GAP

When travelling on public transport, leave a gap where possible by:

- < standing apart at stations and platforms
- < sitting away from fellow passengers on board
- < travelling outside peak times
- < waiting for a later service.

Always follow staff advice and stay home if you are unwell.

Download the MyTransLink app, visit translink.com.au or call 13 12 30

covid19.qld.gov.au Queensland Government

Authorized by the Queensland Government, William Street, Brisbane



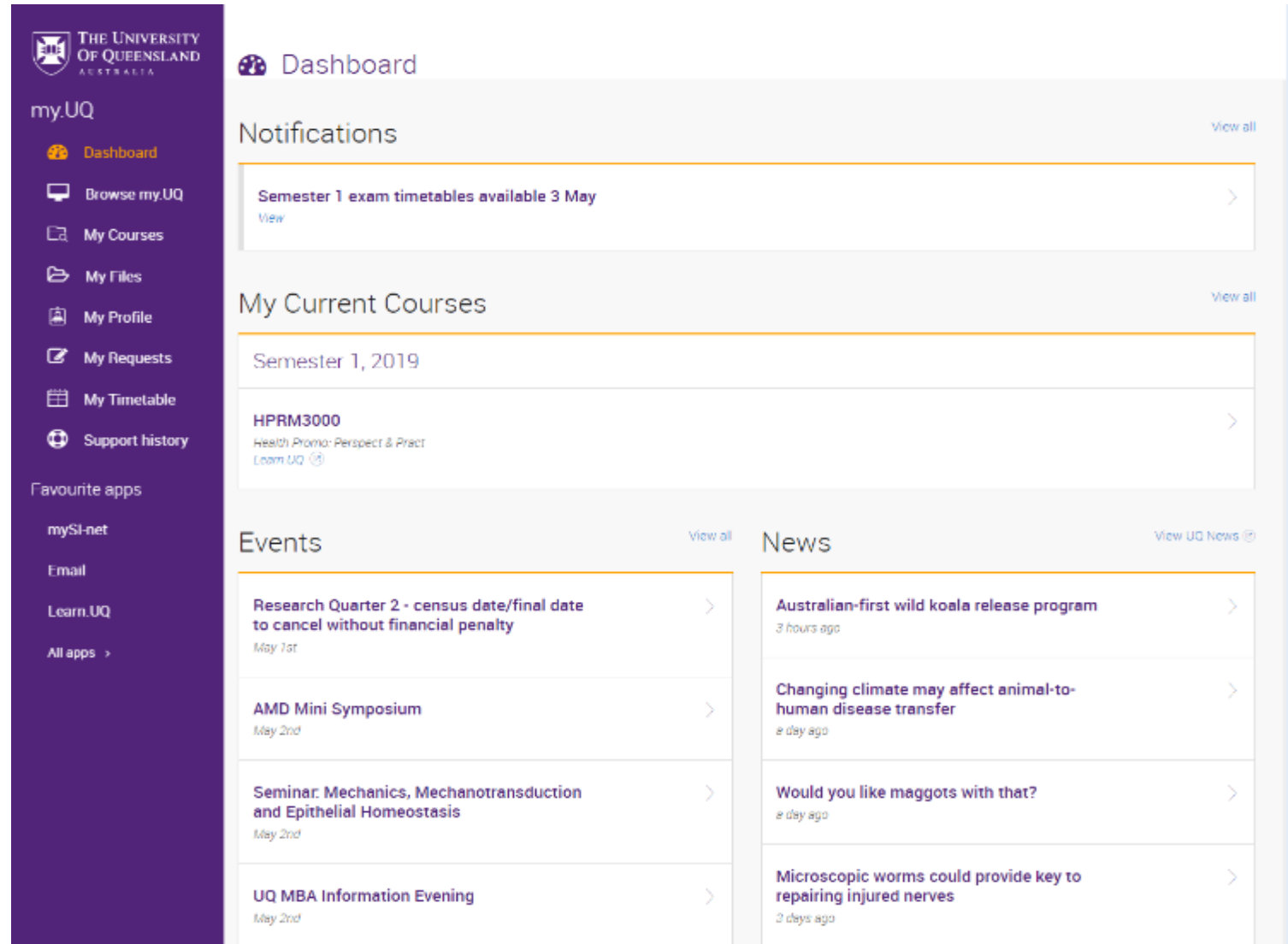
THE UNIVERSITY
OF QUEENSLAND
AUSTRALIA

CREATE CHANGE

Understanding Online Platforms at UQ

Your my.UQ

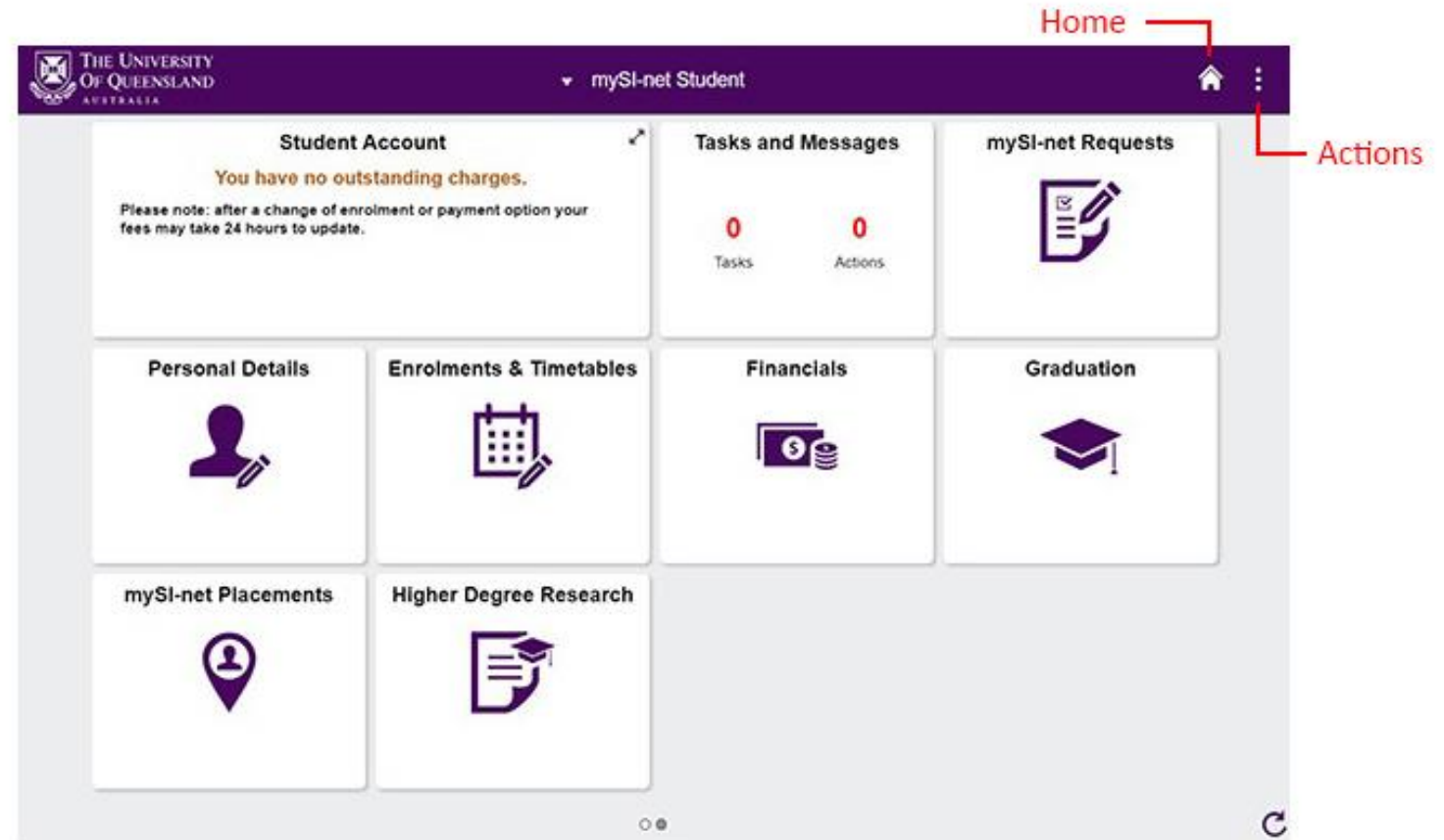
- Provides access to your Dashboard
- Links to your email, timetable and other study resources
- Lodge requests via My Requests (e.g. extensions, interruption)
- Access the Academic Calendar
- Access UQ policies and rules
- Access Programs and Courses



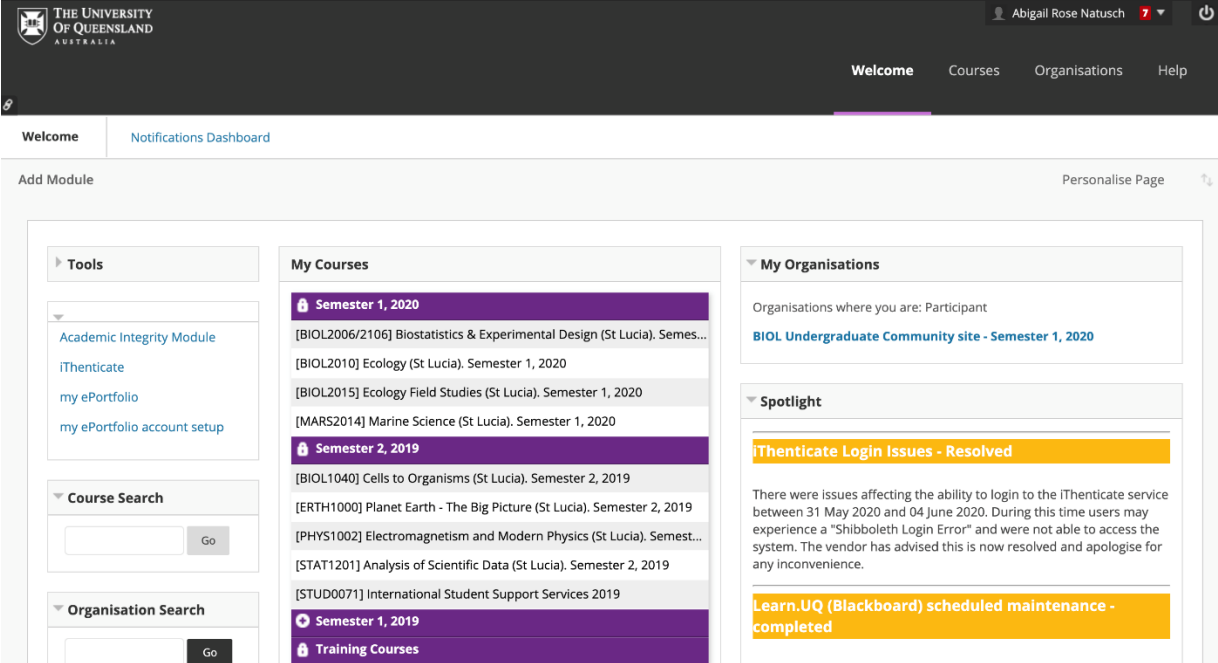
The screenshot displays the my.UQ dashboard for The University of Queensland. On the left is a dark purple sidebar with the university logo and a list of navigation options: my.UQ, Dashboard (highlighted), Browse my.UQ, My Courses, My Files, My Profile, My Requests, My Timetable, Support history, Favourite apps, mySI-net, Email, Learn.UQ, and All apps. The main content area is white and titled 'Dashboard'. It features a 'Notifications' section with a message about Semester 1 exam timetables available on 3 May. Below this is the 'My Current Courses' section, showing 'Semester 1, 2019' and a course 'HPRM3000' (Health Promo: Perspect & Pract). The bottom section is split into 'Events' and 'News'. The 'Events' section lists four upcoming events: Research Quarter 2 census date, AMD Mini Symposium, a seminar on mechanics and homeostasis, and a UQ MBA Information Evening. The 'News' section lists three news items: Australian-first wild koala release program, Changing climate may affect animal-to-human disease transfer, and Would you like maggots with that?.

Your mySI-net

- Enrol in your courses
- Update your Personal Detail
- Sign on to your classes (lectures, tutorials, workshop etc.)
- Pay your fees
- View final grades
- Request a change of program
- Program summary
- Defer exams

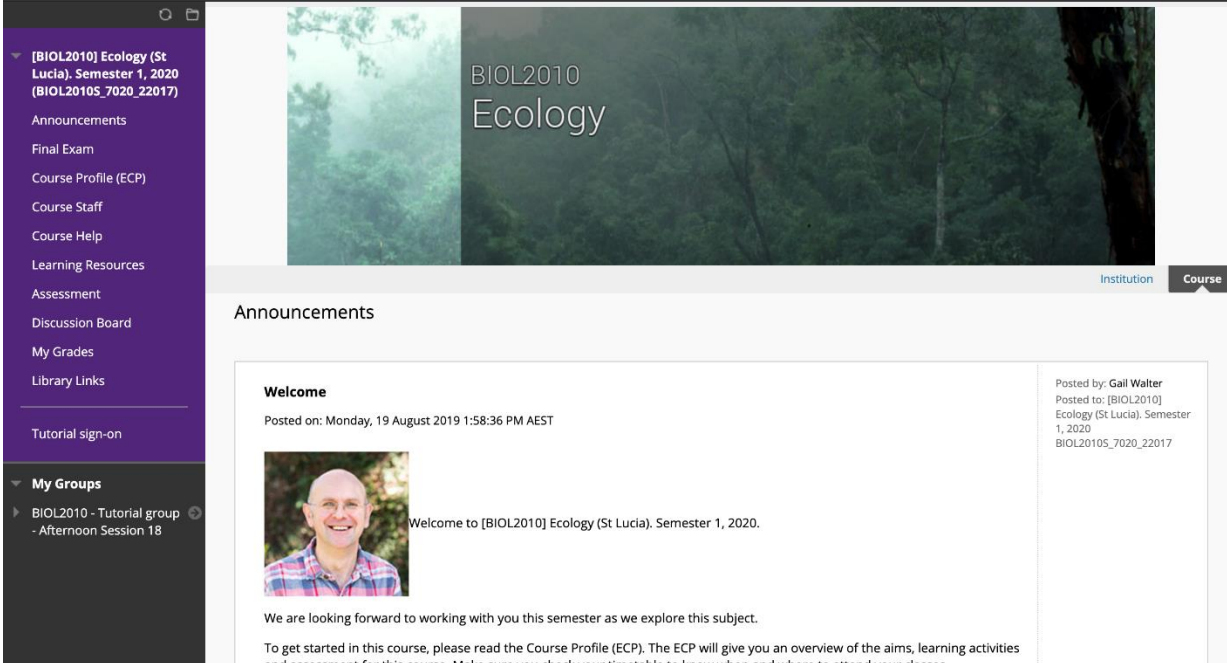


Blackboard – What does this look like?



The Main Blackboard Page features a dark header with the University of Queensland logo, user name 'Abigail Rose Natusch', and navigation links: Welcome, Courses, Organisations, and Help. Below the header is a 'Welcome' section with a 'Notifications Dashboard' link. The main content area is divided into three columns: 'Tools' (Academic Integrity Module, iThenticate, my ePortfolio, my ePortfolio account setup), 'My Courses' (Semester 1, 2020; Semester 2, 2019; Training Courses), and 'My Organisations' (Organisations where you are: Participant; BIOL Undergraduate Community site - Semester 1, 2020). A 'Spotlight' section highlights 'iThenticate Login Issues - Resolved' and 'Learn.UQ (Blackboard) scheduled maintenance - completed'.

Main Blackboard Page

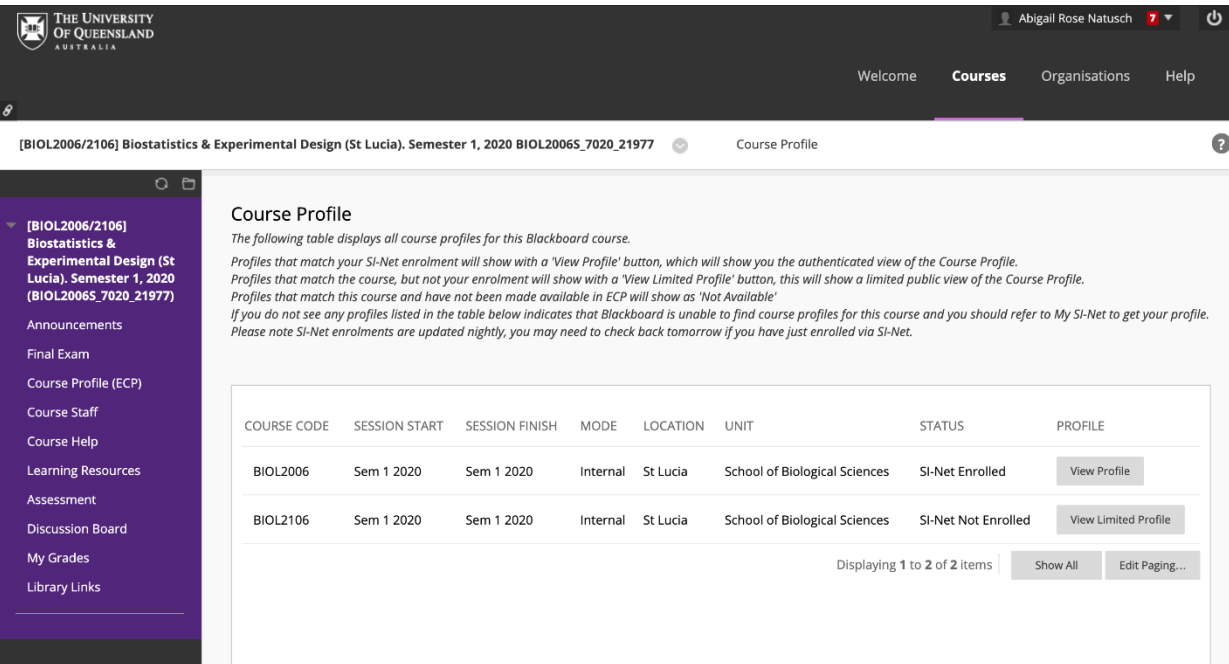


The Announcements Page features a dark header with the University of Queensland logo, user name 'Abigail Rose Natusch', and navigation links: Welcome, Courses, Organisations, and Help. Below the header is a 'Welcome' section with a 'Notifications Dashboard' link. The main content area is divided into three columns: 'Tools' (Academic Integrity Module, iThenticate, my ePortfolio, my ePortfolio account setup), 'My Courses' (Semester 1, 2020; Semester 2, 2019; Training Courses), and 'My Organisations' (Organisations where you are: Participant; BIOL Undergraduate Community site - Semester 1, 2020). A 'Spotlight' section highlights 'iThenticate Login Issues - Resolved' and 'Learn.UQ (Blackboard) scheduled maintenance - completed'.

Announcements Page

Learning Resources Page

Your online classroom – What does this look like? *Cont.*



Course Profile

The following table displays all course profiles for this Blackboard course.

Profiles that match your SI-Net enrolment will show with a 'View Profile' button, which will show you the authenticated view of the Course Profile.

Profiles that match the course, but not your enrolment will show with a 'View Limited Profile' button, this will show a limited public view of the Course Profile.

Profiles that match this course and have not been made available in ECP will show as 'Not Available'

If you do not see any profiles listed in the table below indicates that Blackboard is unable to find course profiles for this course and you should refer to My SI-Net to get your profile.

Please note SI-Net enrolments are updated nightly, you may need to check back tomorrow if you have just enrolled via SI-Net.

COURSE CODE	SESSION START	SESSION FINISH	MODE	LOCATION	UNIT	STATUS	PROFILE
BIOL2006	Sem 1 2020	Sem 1 2020	Internal	St Lucia	School of Biological Sciences	SI-Net Enrolled	View Profile
BIOL2106	Sem 1 2020	Sem 1 2020	Internal	St Lucia	School of Biological Sciences	SI-Net Not Enrolled	View Limited Profile

Displaying 1 to 2 of 2 items | [Show All](#) | [Edit Paging...](#)

BIOL2010 - Ecology

Semester: Sem 1 2020 | Location: St Lucia | Mode: Internal

- 1. Course Information [Print View](#)
- 2. Aims & Objectives [Student Noticeboard](#)
- 3. Learning Resources [Profile History](#)
- 4. Learning Activities
- 5. Assessment
- 6. Policies & Guidelines
- [Learning Summary](#)

1. General Course Information

1.1 Course Details

Course Code: BIOL2010

Course Title: Ecology

Coordinating Unit: School of Biological Sciences

Electronic Course Profile (ECP) Page

Where do I go to get course advice help?

Faculty of Business, Economics & Law (BEL)

bel@uq.edu.au

Faculty of Humanities and Social Sciences (HASS)

hass@uq.edu.au

Faculty of Science

enquire@science.uq.edu.au

Faculty of Engineering, Architecture and Information Technology (EAIT)

enquiries@eait.uq.edu.au

Faculty of Health and Behavioural Sciences (HABS)

habs@uq.edu.au

Faculty of Medicine

med.enquiries@uq.edu.au



Upcoming Information Sessions

Next Steps

Congratulations! You have now completed the compulsory Getting Started session for NEW international students.

To help you continue to prepare to start at UQ (*whether you will be joining us in person or online*), make sure you attend the following sessions for new students:

- Get Excited for YOUR Life at UQ
- How to Complete UQ Essentials (Online Modules) for International Students
- Finding Accommodation in Brisbane

Details on sessions, and to register your attendance, please visit our [webpage](#).



THE UNIVERSITY
OF QUEENSLAND
AUSTRALIA

CREATE CHANGE

Questions